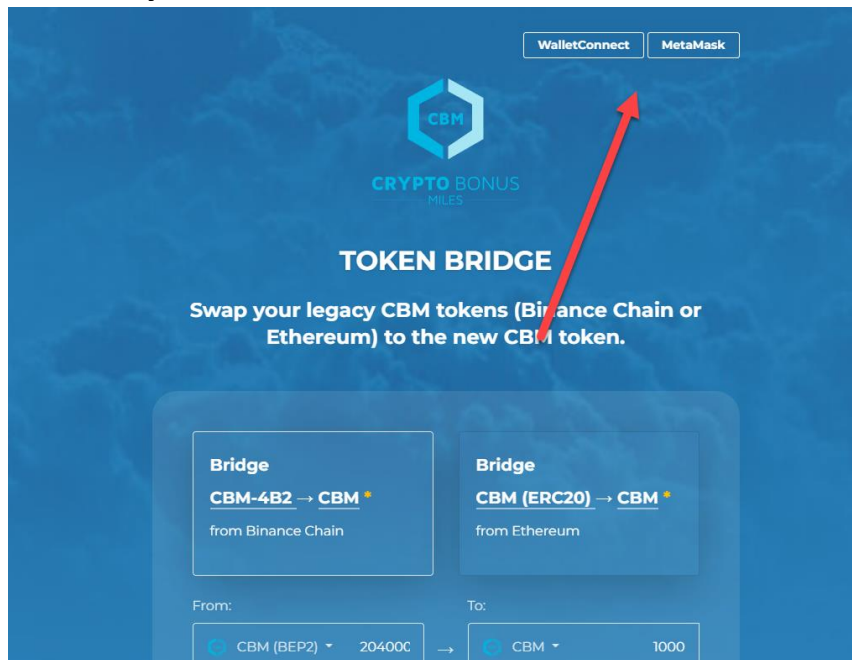


**Swap your legacy CBM tokens to the new CBM token.**

1. install Metamask or Trust Wallet  
<https://trustwallet.com/polygon-wallet/>
2. Connect your wallet



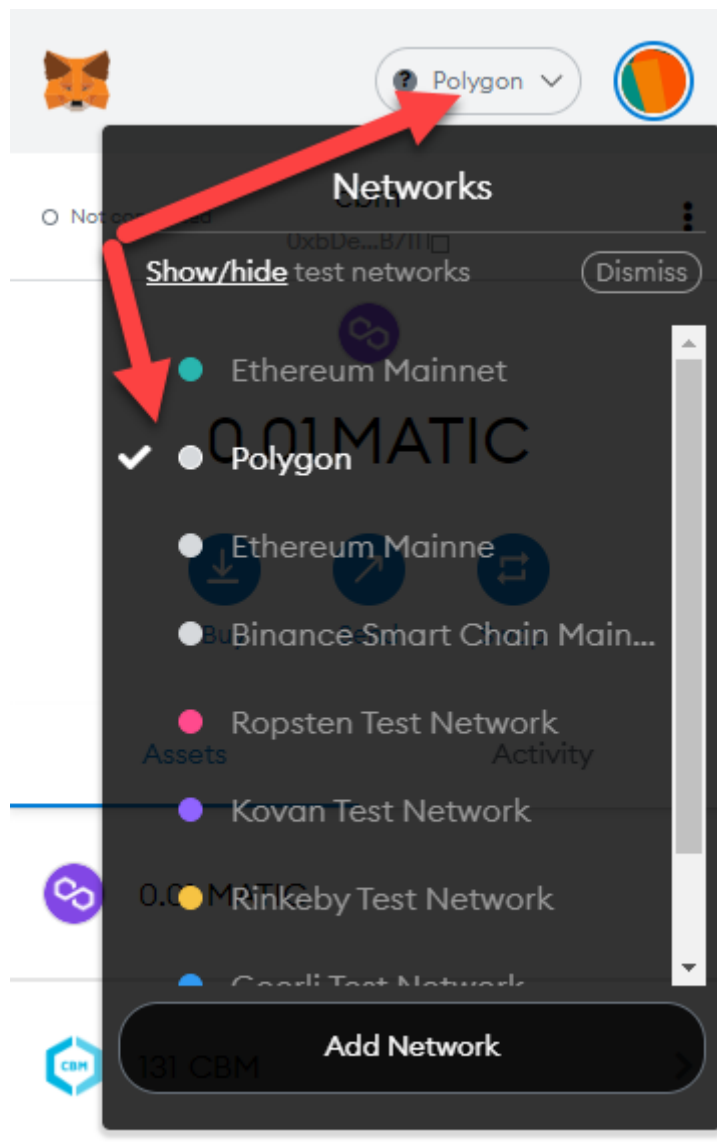
**For metamask click on MetaMask button**

**For Trust Wallet click on Wallet Connect and scan the QR code with Trust Wallet's internal scan function**

You can also integrate the New CBM token for Metamask manually if you select the wallet's function "add token" and enter the contract address: **0x61a97C4914C43f8BD98D01a99418E826C80AfAdC**

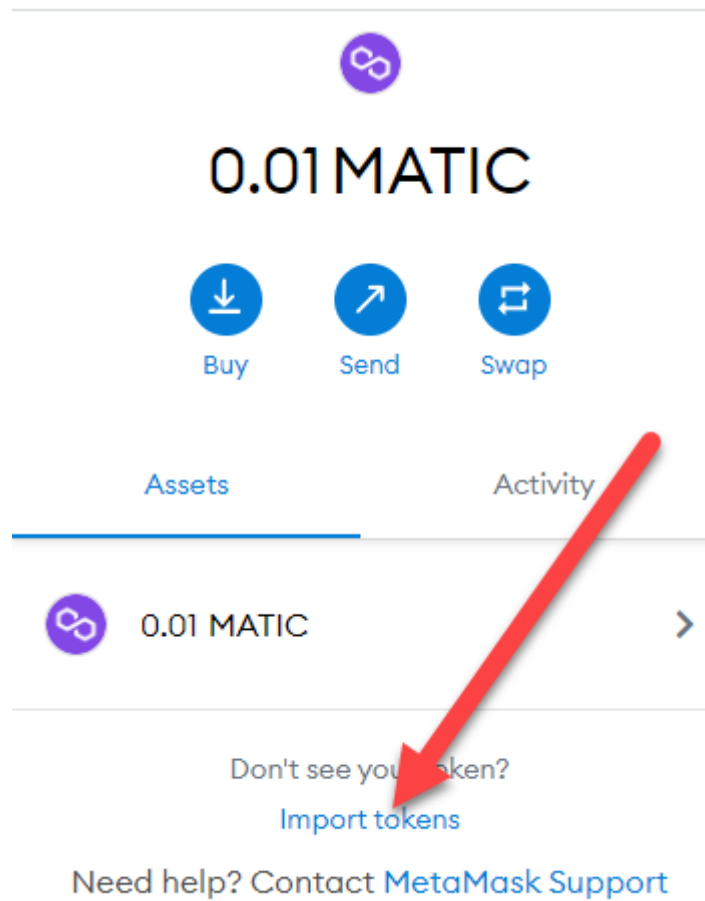
### Metamask:

Choose Polygon Network from the menu



Don't see your token?

Click the Import Tokens link



**Enter the NEW-CBM Contract address:**

**0x61a97C4914C43f8BD98D01a99418E826C80AfAdC**

Custom Token

take versions of existing tokens. [Learn more about scams and security risks.](#)

Token Contract Address

0x61a97C4914C43f8BD98D01a99418

Token Symbol [Edit](#)

CBM

Token Decimal

18

Add Custom Token

**That's all you have integrated the New CBM Token into your wallet**

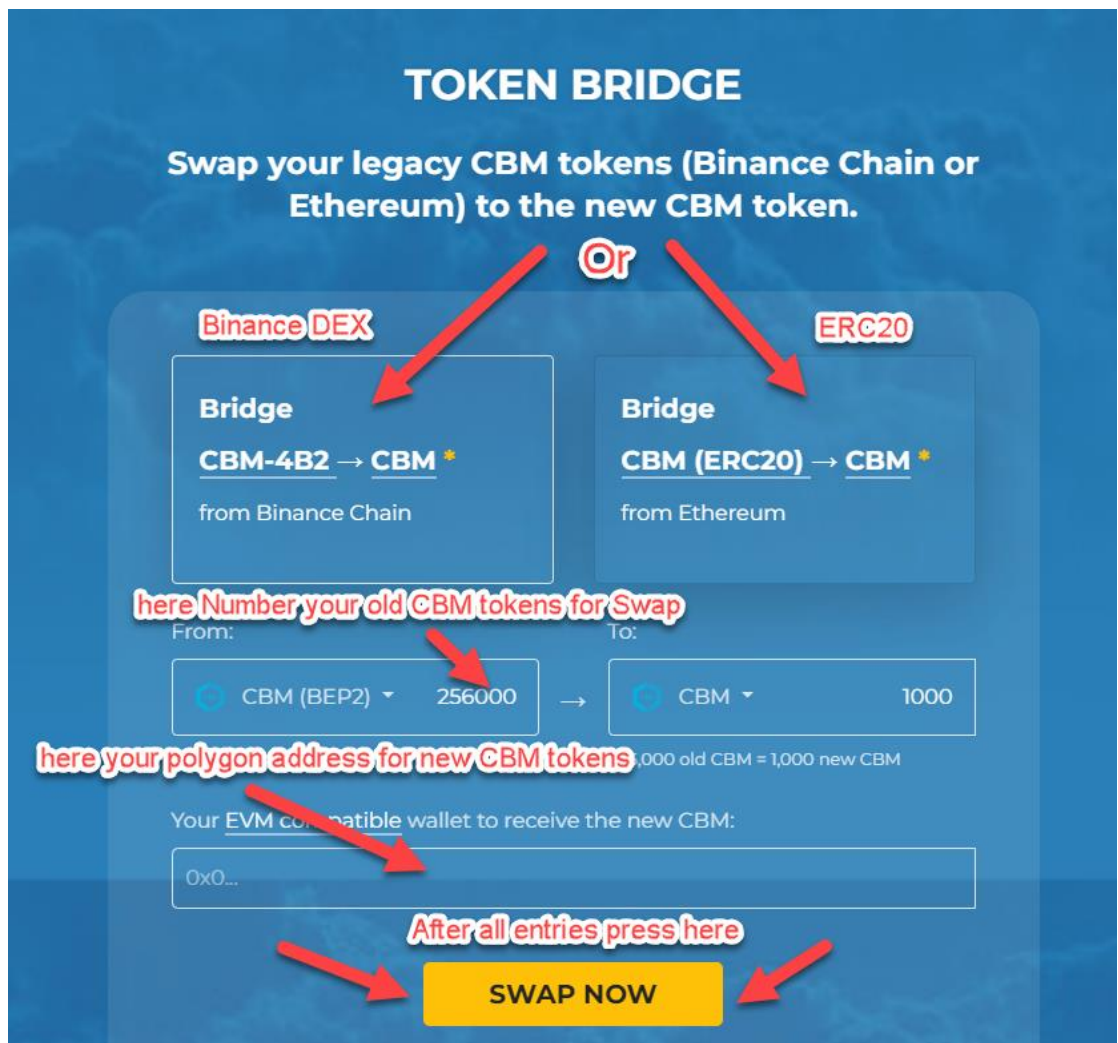
## Trust Wallet

1. Download Trust Wallet
2. Click on the Right Top Corner of the wallet.
3. press the Add Custom Token.
4. In the Network, choose, Polygon
5. Enter the Contract Address of New CBM :  
**0x61a97C4914C43f8BD98D01a99418E826C80AfAdC**

Now you can exchange your old CBM tokens for NEW CBM

Go to Token Swap page: <https://bridge.cryptobonusmiles.com/>

Do all steps as in screenshot:



Follow instructions that appear afterwards.